



# SPLIT SYSTEM AIR CONDITIONERS



*Happiness starts at home.*

# HAPPINESS BEGINS WITH A DAIKIN

When the temperature's right inside your home or workplace, you also feel more comfortable.

On a really hot day, we can get cranky and irritable. While a cold day can leave us feeling dull and gloomy. A stable temperature can make you feel more comfortable in your environment.

That's why it's so important to ensure you get the best quality air conditioning for your home.

As a world leader in air conditioning and one of the largest manufacturers of air conditioners in Japan, Daikin can be trusted to keep your climate at the perfect temperature. After all, air conditioning is Daikin's main focus.

With operations around the globe Daikin has invested billions of dollars in research and development to produce air conditioning products that are energy efficient, quiet, simple to use, and reliable.

A Daikin Air Conditioner is an investment that will deliver significant benefits to you and your family's environment. You'll find over 400 Daikin Specialist Dealers right across Australia and New Zealand, so there's sure to be one right near you.

## NEW STAR RATING CALCULATION

As of April 1st 2010, there have been changes to the way energy star ratings are calculated. While the appearance and dimensions of the energy labels are similar, the revised calculation will reduce the number of stars on the label for the same energy consumption. This brochure reflects the new energy star rating system. For more information refer to [www.energyrating.gov.au](http://www.energyrating.gov.au)

*There's no place like home.*

\*NOTE FOR QUEENSLAND AND SA CUSTOMERS: The Queensland and South Australian State Governments have introduced energy efficiency requirements that are no longer consistent with the Australian Standard. As a consequence, certain models displayed in this brochure may not be available for sale in your state. For confirmation on model availability or alternatives please contact your Daikin Specialist Dealer.

### DAIKIN SPLIT SYSTEM RANGE

			2.5kW	3.5kW	5.0kW	6.0kW	7.1kW	8.0kW	9.0kW	10.0kW
HEATING & COOLING	INVERTER	R410A	FVXS25G Page 12	FVXS35G Page 12	FVXS50G Page 12	FVXS60H Page 12	FVXS71H Page 12			
					FLXS50G Page 13	FLXS60G Page 13				
			FTXS25J Page 15	FTXS35J Page 15	FTXS50J Page 15	FTXS60J Page 15	FTXS71J Page 15	FTXS80H Page 15	FTXS90J Page 15	FTXS100J Page 15
			FTXS25G Page 16	FTXS35G Page 16						
COOLING ONLY	HYBRID	R410A	FTYN25G Page 18		FTYN50G Page 18	FTYN60G Page 18	FTYN71G Page 18			
	NON-INVERTER	R410A		FTYN35H Page 18						
	NON-INVERTER	R410A	FTN25H Page 18	FTYN35H Page 18						
COOLING ONLY	INVERTER	R410A	FTKS25G Page 17	FTKS35G Page 17	FTKS50J Page 17	FTKS60J Page 17	FTKS71J Page 17			

## CONTENTS

Daikin Difference	2 – 3
Satisfaction Guaranteed	3
Range of Split Systems	4
Sensitive Choice	5
Daikin Technology	6 – 7
Key Features & Benefits	8 – 9
Features Checklist	10
Remote Controllers	11
Daikin Split Systems	12 – 18
Air Conditioning Tips	19

# AIR CONDITIONING MADE EASY WITH DAIKIN

Like us, our Dealers are specialists. Their expertise ensures you get all the air conditioning help and advice you need.

A Daikin Specialist Dealer will devote time and effort to ensure you choose the right air conditioner for your individual needs.

This is critically important, having an air conditioner that is too small for the job means you'll be short on comfort; buying a model that's too big for your space means big energy bills. Your Daikin Specialist Dealer will recommend a size that's just right for you.

As well as great advice, your Daikin Specialist will give you one great price covering the cost of the air conditioner plus installation. And when your air conditioner is up and running they'll give you a thorough demonstration to ensure you get maximum comfort from your investment.

You've also got the support of one of the world's leading air conditioning brands. In the unlikely event that any problems should occur, Daikin's service network is on hand to help.

Daikin's comprehensive 5 year parts and labour warranty applies to all split products in this brochure; purchased and installed in Australia or New Zealand.

In the unlikely event of unit malfunction, Daikin has an established service department, including an in house call centre, spare parts division and technical support centre for all technical enquiries, ensuring prompt after sales support for all our customers.

Daikin also provides in depth training to its dealers and installers, allowing them to provide extra sales support to consumers.



*Happiness is  
in the air.*

# FLEXIBLE LIVING WITH DAIKIN SPLIT SYSTEMS

## YOUR CHOICE OF SPLIT SYSTEMS

A Daikin Split System will air condition one room or an area of your home.

Discreet wall-mounted models, compact floor consoles and versatile floor and ceiling units are all part of the Daikin range.

Split systems are available in Cooling Only and Heating and Cooling, plus you can choose from inverter and hybrid split system models.



### WALL-MOUNTED DESIGNS

Daikin's wall-mounted, split system air conditioning is an exceptional choice for those wanting a neat unit that blends unobtrusively with its surroundings.

The same advanced technology that makes the Daikin indoor unit so compact also makes it powerful yet quiet and kind on energy costs.

The pleasing design of the units also has functional appeal. The smooth surface of the flat panel models can be simply wiped clean and the flat panel easily removed for more thorough cleaning.

Daikin's air-purifying filters and innovative airflow systems ensure that fresh, conditioned air flows to every corner of the room.



### FLEXI UNITS

The clever design of these units allows them to go on the wall at floor level or attached to a ceiling, offering flexibility and variety to Daikin's extensive range of air conditioners.



### FLOOR-STANDING UNITS

Daikin's floor-standing, split system air conditioners are compact and ideal for those wanting to position their unit closer to the floor.

They can even be semi-recessed into the wall. The units use either top, or top and bottom discharges with wide-angle louvres and top discharge auto-swing to effectively distribute air right across the area.

Daikin's leading edge technology, together with quality design, delivers superior air conditioning to your home.






Breathe a sigh  
of relief.

### THE ONLY SPLIT SYSTEM AIR CONDITIONERS

When the National Asthma Council Australia and the Asthma & Respiratory Foundation New Zealand introduced its new **Sensitive Choice** program to help identify products that are better suited for people who suffer from asthma and allergies, they chose Daikin as the only split system air conditioner authorised to display the **Sensitive Choice** butterfly symbol.



#### Advanced filters.

Daikin Split System Air Conditioners have advanced air-purifying filters that may help to reduce some of the triggers that affect asthma and allergy sufferers and help to provide a cleaner and healthier indoor environment.

#### Double action.

All Daikin Split Systems have been fitted with an air-purifying filter. Most of these split systems are fitted with a more advanced Titanium Apatite Photocatalytic Air Purifying filter. These filters not only trap microscopic airborne particles, but also decompose odours and adsorb and deactivate bacteria and viruses. There are also mould-proof filters and a mould-proof operation that helps prevent the generation of mould and mould odours inside the unit.

#### Doubly sure.

To be sure you get the right advice and the split system that's right for your home, talk to a Daikin Specialist Dealer. This ensures professional installation, all backed up by Daikin's 5-year warranty.



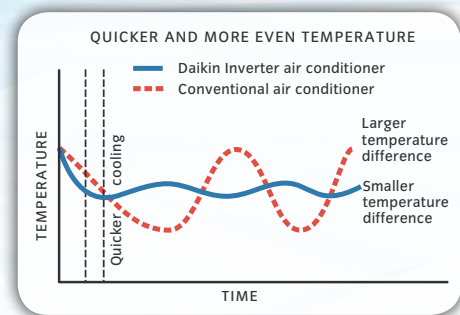
# DAIKIN TECHNOLOGY DELIVERS

Daikin's advanced technology includes many innovative and patented features that are designed to make our units more energy efficient, quieter and more reliable. An easy-to-operate remote control and programmable settings help to ensure the temperature in your home is just the way you like it.

## DAIKIN'S INVERTER DIFFERENCE

Daikin Inverter Air Conditioners are more powerful, however, they are also more energy efficient than conventional, non-inverter models. Conventional air conditioners operate at a fixed speed, delivering a fixed amount of cooling and heating. While trying to maintain a set temperature they operate on a 'stop/start' principle. A Daikin Inverter has a more advanced technology that operates differently. It works like the accelerator of a car, gently increasing or decreasing power to suit prevailing conditions. It reaches the desired temperature quicker and steadily maintains it without wild fluctuations. That means uninterrupted comfort and significant savings on running costs.

Daikin Inverter models are also very reliable, in extremes. Your Daikin Inverter's operation is certified to operate, giving you relief even when the mercury soars to as high as 46°C or falls to minus 15°C (except models RYN35H and RYN25DA which handle up to minus 10°C).



*Your happy place.*

# ULTIMATE COMFORT FOR YOUR HOME

## SOUND EFFICIENT

### SWING COMPRESSOR




The design of the swing compressor reduces friction during operation for smoother and quieter rotation with less vibration resulting in a more durable compressor. It also minimises the leakage of refrigerant gas during compression. The result is an air conditioner that operates quietly and efficiently.

## ENERGY EFFICIENT

### RELUCTANCE DC MOTOR

Daikin's Reluctance DC motors utilise powerful neodymium magnets 10 times more powerful than conventional magnets. By maximising Daikin's Reluctance DC motors can boost efficiencies 20% higher conventional motors.



### PAM CONTROL

#### PAM Control



Pulse Amplitude Modulation Technology is one of the keys to Daikin's success in producing an air conditioner that offers high power while maintaining excellent energy efficiency. The PAM control reduces energy loss by controlling how often the converter switches on and off.

## ENERGY STAR – NEW ZEALAND

Daikin Air Conditioning is an ENERGY STAR® partner with a range of ENERGY STAR® qualified heat pumps. Only the most energy efficient heat pumps, in both heating and cooling modes, qualify for the ENERGY STAR® mark.



For more information visit  
[www.energywise.govt.nz](http://www.energywise.govt.nz)



# KEY FEATURES & BENEFITS\*

## SUPERIOR COMFORT CONTROL



**Indoor Unit Quiet Operation.** Sound levels are reduced by 2-3 decibels (dB) from the low fan speed for quieter and gentler heating and cooling.



**Outdoor Unit Quiet Operation.** Outdoor unit sound levels can be reduced by 3dB for times when quieter operation is needed.



### Intelligent Eye.

The intelligent eye is an infrared sensor with the ability to sense movement in the room. When you are in the room, the air conditioner operates normally. If you leave the room for more than 20 minutes the air conditioner automatically changes to an energy-saving operation. Using the intelligent eye, savings of up to 20% in cooling and up to 30% in heating, can be achieved.



### Automatic Operation (reverse cycle only).

For unattended year-round comfort, this function allows the unit to automatically switch between heating and cooling modes as required.



**Programme Dry Function.** This gives priority to reducing the level of humidity in the room rather than room temperature.



**Auto Fan Speed.** To reduce operating noise, the fan speed is automatically controlled by the micro-processor to suit the thermostat setting and prevailing room temperature.



**Hot Start.** When the heating operation starts or when the unit changes from cooling to heating there is no cold draught released into the room.



**Home Leave Operation.** Select this energy saving function when leaving the house and the air conditioner will operate at a pre-selected temperature. Your home can then be warmed or cooled much quicker upon your return. It can also be used to record your preferred (default) settings.



**Indoor Unit On/Off Switch.** A convenient on/off switch on the indoor unit allows you to start up the system even if you have misplaced the remote control or the remote control batteries are exhausted.

## COMFORTABLE AIRFLOW



**Wide Angle Louvres.** Smoothly curved wide-angle louvres provide wide airflow coverage for effective heating and cooling no matter where the indoor unit is placed within the room.



### Dual Flap System.

This unique system directs warm air to the floor in winter and cool air across the room in summer for maximum efficiency and comfort. The large flap governs airflow direction while the small flap (or diffuser) swings, producing fine air currents that help circulate the air around the room.



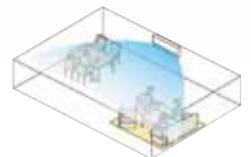
### Comfortable Mode.

The new flap changes the delivery angle to horizontal for cooling and vertical for heating operation, to prevent cold or warm air from blowing directly onto your body.



### Vertical Auto-Swing (up and down).

The vertical auto swing automatically sweeps the air across the room in an up and down motion. When the unit is switched off, the louvres close automatically.



### Horizontal Auto-Swing (left and right).

Automatically moves to ensure an even distribution of air throughout a room.

## LIFESTYLE CONVENIENCE



**Econo Mode.** Econo Mode limits the maximum operating current and power consumption of the outdoor unit by approximately 30% during start-up. This saves energy and reduces the load on the electrical circuit when multiple electrical devices are used simultaneously.



**Inverter Powerful Operation.** Pushing the POWERFUL button on the remote control gives you a boost in cooling or heating power for a 20-minute period, even if the unit is already operating at high capacity.



### Remote Controller with backlit display.

Features a backlit LCD and luminescent control buttons, allowing for easy viewing in dimly lit rooms.



**3-D Airflow.** Combines vertical and horizontal auto-swing to circulate cool/warm air to the corners of large spaces.



## WORRY FREE



**Auto-Restart.** The unit memorises the operation mode, airflow and temperature settings. Should there be a power failure when the unit is in operation, it will automatically return to the same operating conditions when the power is restored.



**Self-Diagnosis.** In the event that a problem develops with the unit, malfunction codes can be displayed on the liquid crystal panel of the remote control for fast and easy fault diagnosis.



**Anti-Corrosion.** The special anti-corrosion coating on the outdoor unit heat exchanger ensures greater resistance to salt damage and atmospheric corrosion.

## HEALTHY AND CLEAN



**Mould-Proof Operation.** Mould-proof operation automatically runs the fan on an ultra low speed for one hour when cooling or dry operation is stopped. This prevents the generation of mould and mould odours inside the indoor unit.



**Photocatalytic Deodorising Filter.** This traps and decomposes odours and even adsorbs and deactivates bacteria and viruses. The filter is maintained by exposing it to sunlight once every six months.



**Air-Purifying Filter.** The air-purifying filters trap fine airborne particles as small as 0.01 microns in size (e.g. smoke particles), to purify the air in your room.



**Titanium Apatite Photocatalytic Air-Purifying Filter.** This filter combines the air-purifying filter and titanium apatite photocatalytic deodorising filter in a single highly effective unit. The filter traps microscopic particles, decomposes odours and even adsorbs and deactivates bacteria and viruses. It lasts for three years without replacement if washed once every six months.



**Mould-Proof Air Filter.** The pre-filter net is impregnated with a safe, colourless and odourless mould preventative. This renders the filter virtually immune to mould.



**Wipe Clean/Washable Grille.** The flat panel models can be cleaned with only the single pass of a cloth across their smooth surface. The flat panel can also be easily removed for more thorough cleaning. The front grille of the indoor unit is detachable to allow for easy cleaning. The panel can be wiped over with a soft cloth and mild detergent solution and then simply snapped back into position.

## TIMERS



**24-Hour On/Off Timer.** The timer can be preset to start and stop the air conditioner at any time within a 24-hour period. Once the times are set, the air conditioner can be operated for a period by simply pressing the ON or OFF timer buttons.



**Weekly Timer.** The NEW weekly timer function makes it easy to enter up to four settings per day for each day of the week. The weekly timer function not only allows you to program on and off time, but also the desired temperature.



**Night Set Mode.** Through the use of the 'Timer-OFF Circuit', the preset room temperature gently rises in cooling or falls in heating before the unit stops. This energy-saving feature allows you to sleep comfortably without feeling a sudden change in the room temperature, while at the same time saving energy.

## KEEPING WARM

**Quick Warming Function.** Preheats the compressor to shorten the time required to discharge warm air.

**Automatic Defrosting.** Sensor performs automatic defrosting of the outdoor heat exchanger if necessary, ensuring optimum heating performance.

## OPTIONS



**Centralised Control.** Centralised control of up to five systems is possible using a central control panel and an optional wiring adaptor.



**External ON/OFF Control.** Control of the system by an external field-supplied time clock is possible with an optional wiring adaptor PCB.

\*Features and benefits are applicable to various models - refer to pg10 for a full list.

# FEATURES CHECKLIST


		INVERTER HEATING & COOLING		INVERTER HEATING & COOLING/ COOLING ONLY		NON INVERTER HEATING & COOLING/ COOLING ONLY	HYBRID HEATING & COOLING	
		FVXS25G FVXS35G FVXS50G FVXS60H FVXS71H	FLXS50G FLXS60G	FTXS25G FTXS35G	FTXS25J FTXS35J FTXS50J FTXS60J FTXS71J FTXS80H FTXS90J FTXS100J	FTYN35H	FTYN25G	FTYN50G FTYN60G FTYN71G
<b>Heating &amp; Cooling</b>								
<b>Cooling Only</b>				FTKS25G FTKS35G	FTKS50J FTKS60J FTKS71J	FTN25H FTN35H		
		✓	✓	✓	✓		✓	
<b>Comfortable Airflow</b>	 Power-Airflow Dual Flaps			✓	✓	✓	✓	✓
	 Wide-Angle Louvres	✓		✓	✓	✓	✓	✓
	 Vertical Auto-Swing (up and down)	✓	✓	✓	✓	✓	✓	✓
	 Horizontal Auto-Swing (left and right)				✓			
	 3-D Airflow				✓			
	 Comfortable Mode				✓			
<b>Comfort Control</b>	 Indoor Unit Quiet Operation	✓	✓	✓	✓			
	 Outdoor Unit Quiet Operation	✓	✓	✓	✓			
	 Intelligent Eye			✓	✓			
	 Automatic Operation	✓	✓	✓*	✓*	✓	✓	✓
	 Programme Dry Function	✓	✓	✓	✓	✓	✓	✓
	 Auto Fan Speed	✓	✓	✓	✓	✓	✓	✓
	 Hot Start	✓	✓	✓*	✓*	✓	✓	✓
<b>Healthy and Clean</b>	 Photocatalytic Deodorising Filter		✓					
	 Air-Purifying Filter		✓					
	 Titanium Apatite Photocatalytic Air-Purifying Filter	✓		✓	✓	✓	✓	✓
	 Mould-Proof Operation			✓				
	 Wipe Clean/Washable Grille	✓		✓	✓	✓	✓	✓
<b>Lifestyle</b>	 Econo Mode	✓		✓	✓			
	 Powerful Operation (Inverter & Non Inverter)	✓	✓	✓	✓	✓	✓	✓
	 Remote Controller with backlit display	✓			✓			
	 LCD Wireless Remote Control	✓	✓	✓	✓	✓	✓	✓
	 Home Leave Operation		✓					
<b>Timers</b>	 Indoor Unit On/Off Switch	✓	✓	✓	✓	✓	✓	✓
	 24-Hour On/Off Timer	✓	✓	✓	✓		✓	✓
	 Weekly Timer	✓			✓			
<b>Worry Free</b>	 Night Set Mode	✓	✓	✓	✓		✓	✓
	 Auto-Restart after Power Failure	✓	✓	✓	✓	✓	✓	✓
	 Self-Diagnosis with Digital Display	✓	✓	✓	✓	✓	✓	✓
 Anticorrosion Treatment of Outdoor Heat Exchanger Fin	✓	✓	✓	✓	✓	✓	✓	

\*Only available in Heating & Cooling Models.

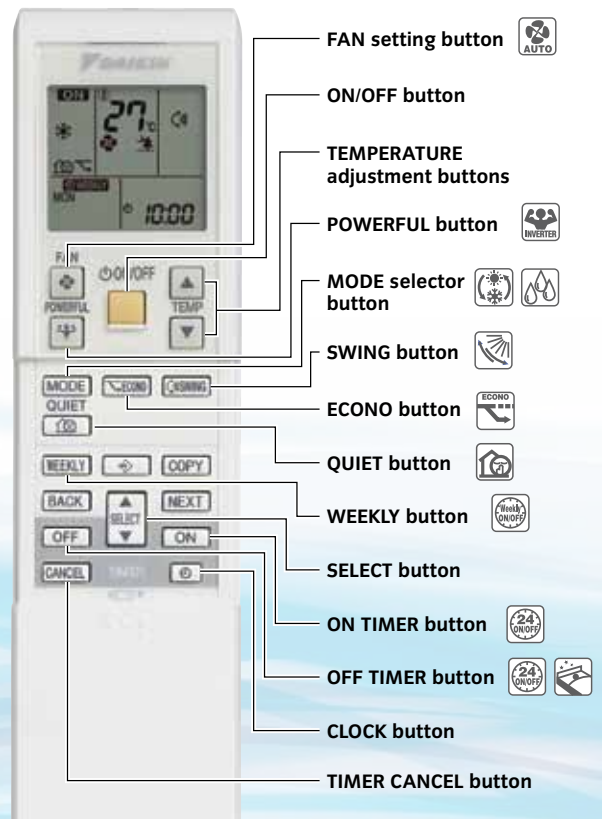
# REMOTE CONTROLLERS

## NEWLY DEVELOPED WIRELESS REMOTE CONTROLLER

The remote controller with a backlit liquid crystal display and luminescent control buttons, also features a built-in weekly time clock that can be programmed on or off to suit your personal lifestyle with up to four actions per day for each day of the week. This advanced controller not only allows you to program on and off time, but also the desired temperature. Furthermore, the copy function enables any daily program to be replicated on any other day or days as required. Correct programming of the unit will also result in considerable energy savings.



The LCD panel with backlight  
A luminescent material is used for the buttons on the surface.



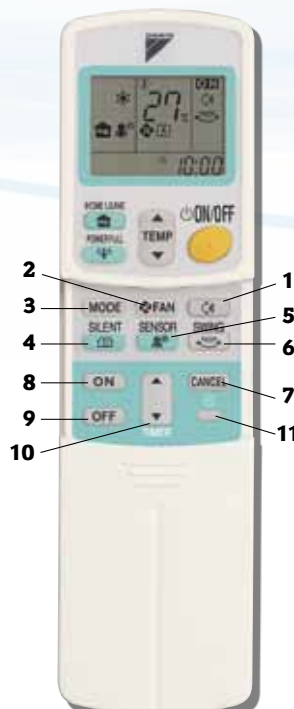
- FAN setting button
- ON/OFF button
- TEMPERATURE adjustment buttons
- POWERFUL button
- MODE selector button
- SWING button
- ECONO button
- QUIET button
- WEEKLY button
- SELECT button
- ON TIMER button
- OFF TIMER button
- CLOCK button
- TIMER CANCEL button

Applicable to FVXS models, FTXS-H, FTXS-J and FTKS-J ranges.

## LCD WIRELESS REMOTE CONTROL

This remote control puts superior comfort at your fingertips. Frequently used buttons are instantly accessible while other buttons are under the cover of the remote. A large liquid crystal display panel makes it easy to read the settings and the On/Off button has a raised dot so that you can feel it in the dark.

- 1 Vertical Auto-Swing (up and down)
- 2 Selects between 5 fan speeds and Indoor Unit Quiet Operation
- 3 Selects mode: automatic, cooling, heating, dry, fan-only operation
- 4 Outdoor Unit Quiet Operation
- 5 Intelligent Eye
- 6 Horizontal Auto-Swing (left and right)
- 7 Cancels On/Off Timer
- 8 24-Hour On Timer
- 9 24-Hour Off Timer and Night Set Mode
- 10 Sets Timer
- 11 Displays Time




\*Applicable to all models except FVXS models, FTXS-H, FTXS-J and FTKS-J ranges.





# Floor Standing Inverter: *Style and comfort in a compact design*



		HEATING & COOLING				
INDOOR		FVXS25GV1A	FVXS35GV1A	FVXS50GV1A	FVXS60HVMA	FVXS71HVMA
OUTDOOR		RXS25EBVMA	RXS35EBVMA	RXS50JVMA	RXS60HVMA	RXS71HVMA
Rated Capacity	Cool (kW)	2.5	3.4	4.9	6.0	7.1
	Heat (kW)	3.3	4.4	5.7	7.0	8.2
Capacity Range	Cool (kW)	1.3-3.0	1.4-3.8	1.4-5.6	2.3-6.7	2.3-8.5
	Heat (kW)	1.3-4.5	1.4-5.0	1.4-8.1	2.3-9.0	2.3-10.0
Indoor Airflow Rate (Hi)	Cool (l/s)	136	141	178	260	273
	Heat (l/s)	146	156	196	285	303
Indoor Fan Speeds		5 steps, quiet and automatic				
Energy Label / Star Ratings	Cool	2.5	1.5	1	1	1
	Heat	3	2	2	1.5	1.5
Front Panel Colour		White				
Power Supply		1 phase, 220-240V, 50Hz				
Power Input (Min-rated-max)	Cool (kW)	0.30-0.59-0.92	0.30-1.03-1.25	0.50-1.57-2.00	0.58-1.98-2.39	0.57-2.36-3.35
	Heat (kW)	0.29-0.79-1.39	0.31-1.24-1.88	0.50-1.62-2.60	0.52-2.06-2.84	0.52-2.60-3.85
E.E.R./C.O.P.	C/H	4.17/4.22	3.34/3.56	3.13/3.51	3.06/3.40	3.01/3.15
Dimensions (H x W x D)	Indoor (mm)	600 x 700 x 210				770 x 850 x 290
	Outdoor (mm)	550 x 765 x 285		735 x 825 x 300		770 x 900 x 320
Weight	Indoor (Kg)	14				25
	Outdoor (Kg)	34		48		71
Compressor Type		Hermetically sealed swing type				
Refrigerant Type		R410A				
Max Pipe Length	(m)	20		30		30
Max Level Difference	(m)	15		20		20
Refrigerant Pipe Size	Liquid (mm)	Ø 6.4				Ø 6.4
	Gas (mm)	Ø 9.5		Ø 12.7		Ø 12.7   Ø 15.9
	Drain (mm)	Ø 20				Ø 20
Operating Range (outdoor temp)	Cool (CDB)	10 to 46°			10 to 46°	
	Heat (CWB)	-15 to 20°			-15 to 18°	
Indoor Sound Level (H/M/L/SL)	Cool (dBA)	38/32/26/23	39/33/27/24	44/40/36/32	45/41/36/33	46/42/37/34
	Heat (dBA)	38/32/26/23	39/33/27/24	45/40/36/32	45/41/36/33	46/42/37/34
Outdoor Sound Level (H/L)	Cool (dBA)	46/43	47/44	47/44	49/46	52/49
	Heat (dBA)	47/44	48/45	48/45	49/46	52/49
EPA Sound Power Level	Outdoor (dBA)	62	63	62	63	66

For additional information on products in this table refer to notes on page 16.  
Queensland and South Australian customers, please refer to page 2.



# Flexi Units: *Inverter Heating and Cooling*


## INDOOR UNIT

**R-410A**



( FLXS/50/60G )

## OUTDOOR UNIT



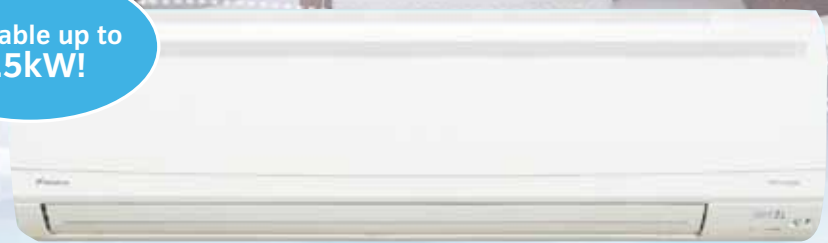
( RXS50/60J )

INDOOR		FLXS50GVMA	FLXS60GVMA
OUTDOOR		RXS50JVMA	RXS60JVMA
Rated Capacity	Cool (kW)	5.2	5.5
	Heat (kW)	6.1	7.1
Capacity Range	Cool (kW)	1.7-5.3	1.7-6.5
	Heat (kW)	1.7-7.5	1.7-8.0
Indoor Airflow Rate (Hi)	Cool (l/s)	190	200
	Heat (l/s)	202	213
Indoor Fan Speeds		5 steps, quiet and automatic	
Energy Label / Star Ratings	Cool	1	1
	Heat	1	1
Front Panel Colour		Almond White	
Power Supply		1 phase, 220-240V, 50Hz	
Power Input (Min-rated-max)	Cool (kW)	0.44-1.75-1.95	0.44-1.97-2.62
	Heat (kW)	0.40-1.95-2.63	0.40-2.57-3.24
E.E.R./C.O.P.	C/H	2.97/3.13	2.80/2.75
Dimensions (H x W x D)	Indoor (mm)	490x1050x200	
	Outdoor (mm)	735 x 825 x 300	
Weight	Indoor (Kg)	17	
	Outdoor (Kg)	48	
Compressor Type		Hermetically sealed swing type	
Refrigerant Type		R410A	
Max Pipe Length	(m)	30	
Max Level Difference	(m)	20	
Refrigerant Pipe Size	Liquid (mm)	Ø 6.4	
	Gas (mm)	Ø 12.7	
	Drain (mm)	Ø 18.0	Ø 18.0
Operating Range (outdoor temp)	Cool (CDB)	10 to 46°	
	Heat (CWb)	-15 to 18°	
Indoor Sound Level (H/M/L/SL)	Cool (dBA)	47/43/39/36	48/45/41/39
	Heat (dBA)	46/41/35/33	47/42/37/34
Outdoor Sound Level (H/L)	Cool (dBA)	47/44	49/46
	Heat (dBA)	48/45	49/46
EPA Sound Power Level	Outdoor (dBA)	62	63

For additional information on products in this table refer to notes on page 16.  
Queensland and South Australian customers, please refer to page 2.

# The Ultimate in

Available up to  
9.5kW!



This innovative series is the ultimate in efficiency and control. The series has a comprehensive range of units up to 9.5kW, which provides a great range of options for your home. These units also have a sleek flat panel design, allowing them to be coordinated easily with any interior decor.

## KEY FEATURES OF THIS NEW MODEL

### EFFICIENCY


The DC inverter series achieves high energy efficiencies thanks to its swing compressor with reluctance DC motor for compressor and DC motor for fan.

### WEEKLY TIMER & BACKLIT CONTROLLER

The remote controller features a built-in weekly time clock that can be programmed to suit your personal lifestyle, with up to 4 actions per day for each day of the week. It allows you to programme not only the on and off times but the desired temperature. Furthermore, the copy function enables any daily programme to be replicated on any other day or days as required. The remote controller also features a backlit liquid crystal display (LCD) and luminescent control buttons.



Wireless remote controller



Operation buttons




LCD panel with backlight



# Efficiency & Control

## Wall Mounted: *Inverter Heating and Cooling*



		HEATING & COOLING							
INDOOR		FTXS25J2VMA	FTXS35J2VMA	FTXS50JVMA	FTXS60JVMA	FTXS71JVMA	FTXS80HVMA	FTXS90JVMA	FTXS100JVMA
OUTDOOR		RXS25JVMA	RXS35JVMA	RXS50JVMA	RXS60JVMA	RXS71JVMA	RXS80HVMA	RXS90JVMA	RXS100JVMA
Rated Capacity	Cool (kW)	2.5	3.5	5.0	5.8	7.1	8.0	8.6	9.5
	Heat (kW)	3.4	4.0	5.9	7.0	8.0	9.5	10.0	11.20
Capacity Range	Cool (kW)	1.3-3.2	1.4-4.0	1.7-6.0	1.7-6.7	2.3-8.5	2.3-9.5	2.3-10.5	3.0-11.2
	Heat (kW)	1.3-4.7	1.4-5.2	1.7-7.7	1.7-8.0	2.3-10.0	2.3-10.5	2.3-11.2	3.0-11.7
Indoor Airflow Rate (Hi)	Cool (l/s)	162	188	245	270	290	396	397	397
	Heat (l/s)	175	192	270	290	358	401		
Indoor Fan Speeds		5 steps, quiet, automatic							
Energy Label / Star Ratings	Cool	3	2	2	1	1	1	1	1
	Heat	3	2.5	2	2	1.5	1	1	1
Front Panel Colour		White							
Power Supply		1 phase, 220-240, 50Hz							
Power Input (Min-rated-max)	Cool (kW)	0.32-0.58-0.81	0.35-0.97-1.19	0.44-1.43-2.08	0.44-1.96-2.39	0.57-2.38-3.20	0.57-2.58-3.80	0.57-2.94-4.32	0.62-3.28-4.52
	Heat (kW)	0.31-0.79-1.29	0.34-0.99-1.46	0.40-1.61-2.53	0.40-2.03-2.81	0.52-2.47-3.73	0.52-3.06-3.87	0.52-0.33-4.34	0.62-4.00-4.57
E.E.R./C.O.P.	C/H	4.31/4.30	3.61/4.04	3.50/3.64	2.93/3.43	2.96/3.26	3.10/3.10	2.93/3.00	2.90/2.75
Dimensions (H x W x D)	Indoor (mm)	295 x 800 x 215			290 x 1050 x 250		340 x 1200 x 240		
	Outdoor (mm)	550 x 765 x 285		735 x 825 x 300		770 x 900 x 320	770 x 900 x 320		990 x 940 x 320
Weight	Indoor (Kg)	9	10	12		17			
	Outdoor (Kg)	34		48		71	71		80
Compressor Type		Hermetically sealed swing type							
Refrigerant Type		R410A							
Max Pipe Length	(m)	20			30				
Max Level Difference	(m)	15			20				
Refrigerant Pipe Size	Liquid (mm)	6.4			9.5		9.5		
	Gas (mm)	9.5		12.7		15.9			
	Drain (mm)	18							
Operating Range (outdoor temp)	Cool (CDB)	10 to 46							
	Heat (CWB)	-15 to 20			-15 to 18				
Indoor Sound Level (H, M, L, SL)	Cool (dBA)	38/32/25/22	42/34/26/23	44/40/35/32	45/41/36/33	46/42/37/34	49/45/40/37		
	Heat (dBA)	39/34/28/25	42/36/29/26	42/38/33/30	44/40/35/32	46/42/37/34	49/44/38/35		
Outdoor Sound Level (H/L)	Cool (dBA)	46/43	48/44	47/44	49/46	52/49	54/51		
	Heat (dBA)	47/44	48/45		49/46	52/49	54/51	55/51	
EPA Sound Power Level	Outdoor (dBA)	62	63	62	63	66	68	69	

For additional information on products in this table refer to notes on page 16.  
Queensland and South Australian customers, please refer to page 2.

# Wall Mounted: *Inverter Heating and Cooling*




## INDOOR UNIT



( FTXS25/35G )

## OUTDOOR UNIT



( RXS25/35EB )

### NOTES

1. The rated capacity, Power Input and Running Current are determined under conditions T1 (cooling) or H1 (heating) of AS/NZS 3823.1.1
2. The cooling (or heating) output capacity will be reduced below the rated value as the outdoor temperature approaches the maximum (or minimum) outdoor temperature operating range limit.
3. Indoor unit sound levels are determined in an anechoic chamber at a distance of 1 metre from the front of the unit. They are normally higher during actual operation due to ambient conditions.
4. Inverter air conditioners do not have a current surge during start up. The compressor start current of an inverter air conditioner is typically lower than specified running current.

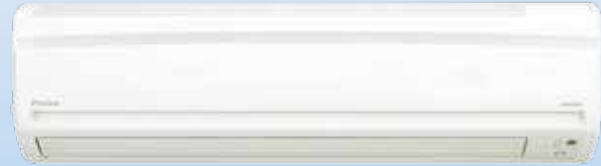
		HEATING & COOLING	
INDOOR		FTXS25GVMA	FTXS35GVMA
OUTDOOR		RXS25EBVMA	RXS35EBVMA
Rated Capacity	Cool (kW)	2.5	3.3
	Heat (kW)	3.4	3.9
Capacity Range	Cool (kW)	1.2-3.0	1.2-3.8
	Heat (kW)	1.2-4.5	1.2-5.0
Indoor Airflow Rate (Hi)	Cool (l/s)	145	148
	Heat (l/s)	156	161
Indoor Fan Speeds		5 steps, quiet and automatic	
Energy Label / Star Ratings	Cool	2.5	1.5
	Heat	2.5	2
Front Panel Colour		White	
Power Supply		1 phase, 220-240V, 50Hz	
Power Input (Min-rated-max)	Cool (kW)	0.30-0.60-0.80	0.30-1.01-1.20
	Heat (kW)	0.29-0.84-1.34	0.29-1.11-1.55
E.E.R./C.O.P.	C/H	4.10/4.01	3.31/3.55
Dimensions (H x W x D)	Indoor (mm)	283 x 800 x 195	
	Outdoor (mm)	550 x 765 x 285	
Weight	Indoor (Kg)	9	
	Outdoor (Kg)	34	
Compressor Type		Hermetically sealed swing type	
Refrigerant Type		R410A	
Max Pipe Length	(m)	20	
Max Level Difference	(m)	15	
Refrigerant Pipe Size	Liquid (mm)	6.4	
	Gas (mm)	9.5	
	Drain (mm)	18.0	
Operating Range (outdoor temp)	Cool (CDB)	10 to 46°	
	Heat (CWB)	-15 to 20°	
Indoor Sound Level (H/M/L/SL)	Cool (dBA)	37/31/25/22	38/32/26/23
	Heat (dBA)	37/33/28/25	38/34/29/26
Outdoor Sound Level (H/L)	Cool (dBA)	46/43	47/44
	Heat (dBA)	47/44	48/45
EPA Sound Power Level	Outdoor (dBA)	62	63



# Wall Mounted: Inverter Cooling Only

## CONTROLLER


### R-410A INDOOR UNIT



( FTKS25/35G )

( FTKS50/60/71J )

### OUTDOOR UNIT



( RKS25/35E )

( RKS50/60J )

( RKS71J )

		COOLING ONLY				
INDOOR		FTKS25GVMA	FTKS35GVMA	FTKS50JVMA	FTKS60JVMA	FTKS71JVMA
OUTDOOR		RKS25EBVMA	RKS35EBVMA	RKS50JVMA	RKS60JVMA	RKS71JVMA
Rated Capacity	Cool (kW)	2.5	3.3	5.0	5.8	7.1
Capacity Range	Cool (kW)	1.2-3.0	1.2-3.8	1.7-6.0	1.7-6.7	2.3-8.5
Indoor Airflow Rate (Hi)	Cool (l/s)	145	148	245	270	290
Indoor Fan Speeds		5 steps, quiet and automatic				
Energy Label / Star Ratings	Cool	2.5	1.5	2	1	1
Front Panel Colour		White				
Power Supply		1 phase, 220-240V, 50Hz				
Power Input	Cool (kW)	0.30-0.60-0.80	0.30-1.01-1.20	0.44-1.43-2.08	0.44-1.96-2.39	0.57-2.38-3.20
E.E.R.	C/H	4.10	3.31	3.50	2.93	2.96
Dimensions (H x W x D)	Indoor (mm)	283 x 800 x 195			290 x 1050 x 250	
	Outdoor (mm)	550 x 765 x 285		735 x 825 x 300		770 x 900 x 320
Weight	Indoor (Kg)	9			12	
	Outdoor (Kg)	34	47		71	
Compressor Type		Hermetically sealed swing type				
Refrigerant Type		R410A				
Max Pipe Length	(m)	20			30	
Max Level Difference	(m)	15			20	
Refrigerant Pipe Size	Liquid (mm)	6.4				
	Gas (mm)	9.5	12.7		15.9	
	Drain (mm)	18.0				
Operating Range (outdoor temp)	Cool (CDB)	10 to 46°				
Indoor Sound Level (H/M/L/SL)	Cool (dBA)	37/31/25/22	38/32/26/23	44/40/35/32	45/41/36/33	46/42/37/34
Outdoor Sound Level (H/L)	Cool (dBA)	46/43	47/44		49/46	52/49
EPA Sound Power Level	Outdoor (dBA)	61	62	61	63	66

For additional information on products in this table refer to notes on page 16.  
Queensland and South Australian customers, please refer to page 2.





# Wall Mounted: Hybrid Split System™ and Non-Inverter



Daikin's Hybrid Split System combines technologies from both the inverter and traditional non inverter systems. Like a non inverter, the Hybrid Split System operates at its rated capacity and as the room temperature reaches the desired level, the system uses the intelligence of inverter technology to steadily maintain it without wild fluctuations. Hybrid units include models FTYN25G to FTYN71G.





		HEATING & COOLING				COOLING ONLY		
		HYBRID				NON-INVERTER		
		FTYN25GV1A	FTYN50GV1A	FTYN60GV1A	FTYN71GV1A	FTYN35HV1A	FTN25HV1A	FTN35HV1A
INDOOR								
OUTDOOR								
		RYN25DAV1A	RYN50FV1A	RYN60FV1A	RYN71FV1A	RYN35HV1A	RN25HV1A	RN35HV1A
Rated Capacity	Cool (kW)	2.6	5.2	5.9	7.0	3.5	2.7	3.7
	Heat (kW)	3.5	5.9	7.0	8.0	3.7	-	-
Indoor Airflow Rate (Hi)	Cool (l/s)	145	245	270	290	168	165	168
	Heat (l/s)	156	270	290	356	173	-	-
Indoor Fan Speeds		5 steps and automatic						
Energy Label / Star Ratings	Cool	1.5	1.5	1	1	2	2	2
	Heat	2	2	2	1.5	2.5	-	-
Front Panel Colour		White						
Power Supply		1 phase, 220-240V, 50Hz		1 phase, 220-240V, 50Hz		1 phase, 230V, 50Hz		
Power Input (Rated)	Cool (kW)	0.73	1.50	2.05	2.38	1.05	0.79	1.06
	Heat (kW)	0.95	1.61	2.03	2.47	1.03	-	-
E.E.R./C.O.P.	C/H	3.55/3.64	3.45/3.64	2.87/3.43	2.96/3.26	3.38/3.57	3.43	3.45
Dimensions (H x W x D)	Indoor (mm)	283 x 800 x 195	290 x 1050 x 238		290 x 1050 x 238	283 x 800 x 195	283 x 800 x 195	
	Outdoor (mm)	550 x 765 x 285	735 x 825 x 300		770 x 900 x 320	550 x 765 x 285	550 x 765 x 285	
Weight	Indoor (Kg)	9	12		12	9	9	
	Outdoor (Kg)	32	48		71	38	32	37
Compressor Type		Hermetically sealed swing type				Hermetically seated rotary type		
Refrigerant Type		R410A						
Max Pipe Length (m)		20	30		30	15		
Max Level Difference (m)		15	20		20	12		
Refrigerant Pipe Size	Liquid (mm)	6.4						
	Gas (mm)	9.5	12.7	12.7	15.9	12.7	9.5	12.7
	Drain (mm) OD	18.0						
Operating Range (outdoor temp)	Cool (CDB)	10 to 46	10 to 46		10 to 46	19.4 to 46.0	19.4 to 46	
	Heat (CWB)	-10 to 20	-15 to 18		-15 to 18	-10 to 20		
Indoor Sound Level (H/M/L)	Cool (dBA)	37/31/25	44/40/35	45/41/36	46/42/37	39	38	39
	Heat (dBA)	37/33/28	42/38/33	44/40/35	46/42/37	39		
Outdoor Sound Level	Cool (dBA)	46	47	49	52	49	48	49
	Heat (dBA)	47	48	49	52	49		
EPA Sound Power Level	Outdoor (dBA)	62	62	63	66	64	63	64


For additional information on products in this table refer to notes on page 16.  
Queensland and South Australian customers, please refer to page 2.


## AIR CONDITIONING: WHAT TO LOOK FOR


Now that you've read this brochure you should have a basic understanding of all the benefits of a Daikin Air Conditioner. Here are some quick hints and tips to help you with your decision and ensure you get the right air conditioner for your needs.

 **Get the right size air conditioner for your home** – When buying an air conditioner, it's very important to seek expert advice. A Daikin Specialist Dealer is a great place to start. They will devote the time and effort to ensure you choose the right air conditioner for your individual needs.

 **Energy efficiency** – Daikin's advanced and innovative technology ensures your air conditioner is one of the most energy efficient units available. A Daikin Specialist Dealer will ensure you choose the most energy efficient air conditioner for your individual needs.

 **Professional installation** – Daikin's Specialist Dealer network does it all, offering you one great price covering the cost of the air conditioner plus installation. Your Daikin Specialist Dealer will make sure, whatever air conditioner you select is professionally installed so it works quietly and efficiently.

 **Certified operation in extremes** – When climatic conditions are extreme, either at their coldest or at their hottest, that's when you need your air conditioner the most. So when it's really cold, you're really warm and when it's uncomfortably hot, you're comfortably cool. Inverter models are very reliable even when temperatures are extreme. A Daikin Air Conditioner is certified to operate when temperatures soar as high as 46°C (cooling) or fall as low as minus 15°C (heating) - except for models RYN35H and RYN25DA which handle up to minus 10°C.

 **Noise level considerations** – It's very important to consider the noise level of an air conditioner whether it is inside or outside. Noise level should be minimal so that the indoor and outdoor unit doesn't disturb anyone.

## WARRANTY

The Daikin 5 year Parts and Labour Warranty applies only to products in this brochure, purchased and installed in Australia or New Zealand.



## ASSUMPTIONS

All representations made in Daikin Marketing and Promotional material are based on the assumptions that the correct equipment has been selected, appropriately sized and installed in accordance with Daikin's installation instructions and standard industry practices.

## ENVIRONMENT QUALIFICATIONS

Daikin Industries Limited has received ISO 14001 Environmental Certification for the Daikin production facilities listed below. ISO 14001 is an international standard specifying requirement for an environmental management system, enabling an organisation to formulate policy and objectives, taking into account legislative requirements and information about significant environmental impacts. It applies to those environmental aspects within the organisation's control and over which it can be expected to have an influence.

**Residential Air Conditioning Manufacturing Div. (ISO 9001)**  
JQA-0486 May 2, 1994 (Shiga Plant)

**Commercial Air Conditioning and Refrigeration Manufacturing Div. (ISO 9001)**  
JMI0107 December 28, 1992 (Kanaoka Factory and Rinkai Factory at Sakai Plant)

**Industrial System and Chiller Products Manufacturing Div. (ISO 9001)**  
JQA-0495 May 16, 1994 (Yodogawa Plant and Kanaoka Factory and Kishiwada Factory)

**Daikin Europe N.V. (ISO 9001)**  
Lloyd 928589.1 June 2, 1993

**Daikin Industries (Thailand) Ltd. (ISO 9001)**  
JQA-1452 September 13, 2002 (ISO 9001)

**Daikin Australia Pty Limited (ISO 9001)**  
QEC 23256 May 31, 2006  
Sydney, Brisbane, Adelaide, Melbourne, Newcastle, Townsville, Perth  
CEM 20437 October 27, 2006  
Sydney, Brisbane

The certification relates only to the environmental management system and does not constitute any endorsement of the products shipped from the facility by the International Organisation for Standardisation.

**Head Office / Tokyo Office** Certificate number: EC02J0355

**Shiga Plant (Japan)** Certificate number: EC99J2044

**Sakai Plant (Japan)** Certificate number: JQA-E-80009

**Daikin Industries Ltd (Thailand)** Certificate number: JQA-E-90108

**Yodogawa Plant (Japan)** Certificate number: EC99J2057

## QUALITY QUALIFICATIONS

Daikin Industries Limited is the first air conditioning equipment manufacturer in Japan to receive ISO 9001 certification.

All Daikin manufacturing facilities have been certified to ISO 9001 Quality Management

System requirements. ISO 9000 Series Certificate is awarded to suppliers fulfilling the requirements of ISO standards.

ISO 9001 is a certificate for quality assurance concerning 'design, development, manufacturing, installation and related service' of products manufactured at that factory.



The ARClick logo identifies businesses with a Refrigerant Trading Authorisation and technicians with a Refrigerant Handling Licence.



**Daikin Australia Pty Limited** ABN 62 000 172 967

Email [sales@daikin.com.au](mailto:sales@daikin.com.au)

Visit our website at [www.daikin.com.au](http://www.daikin.com.au) or [www.daikin.co.nz](http://www.daikin.co.nz)  
For your nearest **Daikin Dealer** call 1300 368 300 (Australia only)  
or 1300 DAIKIN (Australia only) 0800 324 546 (New Zealand)

Dealer:

**Locations:** Sydney, Brisbane, Adelaide, Melbourne, Darwin, Newcastle, Townsville, Perth, Tasmania, Auckland

The specifications, designs and information in this brochure are subject to change without notice. Unit colours shown are as close as possible to actual unit colours. Colours depicted in this brochure may vary slightly.